



### District Report Card: 2017


<b>State:</b> Meghalaya	<b>District:</b> West Jaintia Hills
<b>Class:</b> 3	<b>Subject:</b> Mathematics
<b>Schools:</b> 60	<b>Students:</b> 869


### Participation/Coverage


#### Students

<div>GENDER</div> <div></div>	Boys				Girls			
	Number		%		Number		%	
	386		44.42		483		55.58	

<div>AREA</div> <div></div>	Rural				Urban			
	Number		%		Number		%	
	794		91.37		75		8.63	

<div>CATEGORY</div> <div></div>	SC		ST		OBC		GEN	
	Number	%	Number	%	Number	%	Number	%
	0	0.00	869	100.00	0	0.00	0	0.00

<div>CWSN</div> <div></div>	LD	VI	HI	S&LD	ID	Oth
	0	4	1	1	2	4

<div>Management</div> <div></div>	Government			Government-aided		
	Number		%	Number		%
	408		46.95	461		53.05

### Average Performance of Students in Mathematics (%)

Overall	Gender		Area		Management		Social Group			
	Male	Female	Rural	Urban	Govt.	Aided	SC	ST	OBC	GEN
47.71	47.29	48.05	46.94	55.82	51.93	43.98	0.00	47.71	0.00	0.00

## Performance on Learning Outcomes (LOs)

Learning Outcomes	Description	Average Performance(%)
M301	Reads and writes numbers up to 999 using place value	53.55
M302	Compares numbers up to 999 based on their place values	59.84
M303	Solves simple daily life problems using addition and subtraction of three digit numbers with and without regrouping	43.54
M304	Constructs and uses the multiplication facts (up till 10) in daily life situations	41.20
M305	Analyses and applies an appropriate number operation in the situation/ context	43.15
M306	Explains the meaning of division facts by equal grouping/sharing and finds it by repeated subtraction	36.36
M309	Identifies and makes 2D-shapes by paper folding, paper cutting on the dot grid, using straight lines etc.	68.95
M311	Fills a given region leaving no gaps using a tile of a given shape	35.24
M312	Estimates and measures length and distance using standard units like centimeters or meters & identifies relationships	27.55
M317	Reads the time correctly to the hour using a clock/watch	55.12
M318	Extends patterns in simple shapes and numbers	37.91
M319	Records data using tally marks, represents pictorially and draws conclusions	65.71

Range of Performance of Students who Answered Correctly							
Below 30%		30% - 50%		50% - 75%		Above 75%	
Number	%	Number	%	Number	%	Number	%
232	26.70	269	30.96	231	26.58	137	15.77

## Lowest Performing Learning Outcomes (LOs)

- 1 - Estimates and measures length and distance using standard units like centimeters or meters & identifies relationships (27.55)
- 2 - Fills a given region leaving no gaps using a tile of a given shape (35.24)
- 3 - Explains the meaning of division facts by equal grouping/sharing and finds it by repeated subtraction (36.36)
- 4 - Extends patterns in simple shapes and numbers (37.91)
- 5 - Constructs and uses the multiplication facts (up till 10) in daily life situations (41.20)